

STAFFORD HILLS CLUB
HOW TO CREATE AN APP/ONLINE LOGIN

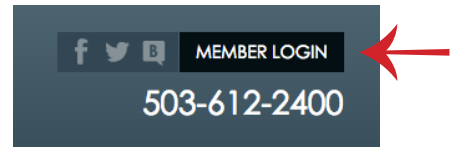
I AM A MEMBER

I AM A GUEST & HAVE VISITED THE CLUB

CREATE LOGIN ON THE WEBSITE:

1. Click the "MEMBER LOGIN" page on our website
2. Click "Already registered as a guest or forgot your username/password?" link
3. Enter in email associated with account
4. The system will send an email* with username and temporary password.

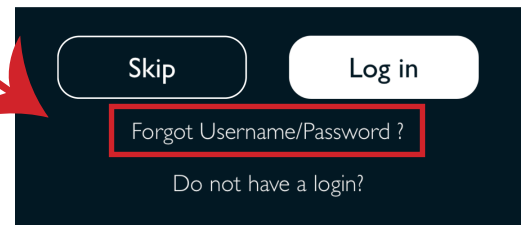
*Check email inbox and junk folder

A screenshot of the website's login page. At the top, it says 'Login'. Below that is a section titled 'MEMBER/GUEST LOGIN' with input fields for 'Username' and 'Password'. A link that says 'Already registered as a guest or forgot your username/password? Please Click Here' is highlighted with a red arrow. Below the link is a 'Login' button. Further down, there is an 'OR' separator and a 'Sign in with' section with buttons for 'Facebook' and 'Yahoo'.

CREATE LOGIN ON THE APP:

1. Click the "Forgot Username/Password" link
2. Enter in email (Email needs to match what was entered in CSI), Click Submit

*HINT: The "Do not have a login?" link requires you to enter in a member number. Do not use this method.

A screenshot of the app's login screen. It shows two input fields: 'Username' and 'Password', both with light blue text and a light blue border.

Forgot Username/Password

3. If there is more than one record that matches the email address they will be asked to verify their identification. (Choose Date of Birth), Click Submit.
4. Check email Inbox & Junk folder for an email with username & password.

A screenshot of the app's verification screen. It displays the text: 'There is more than one record that matches this Email Address. Please select from one of the following identification methods.' Below this are three input fields: 'Member Number' (with a dropdown arrow), 'Scan Code', and 'Date of Birth'. The 'Date of Birth' field is highlighted with a red box and a red arrow. To the right of these fields is a 'Submit' button.

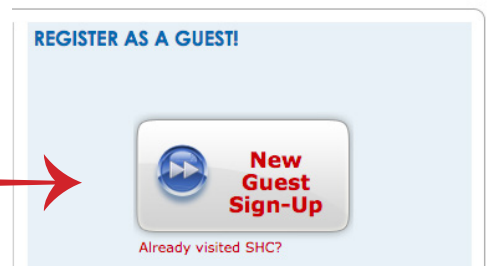
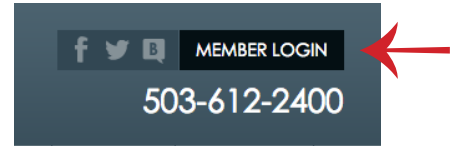
STAFFORD HILLS CLUB
HOW TO CREATE AN APP/ONLINE LOGIN

☑ I AM A GUEST & HAVE NEVER VISITED THE CLUB

PART 1

1. Click the “MEMBER LOGIN” page on our website
2. Click the “New Guest Sign-Up” link
3. Fill out all the information & sub members
4. Follow steps below in PART 2

*At this time, guests are not able do part 1 on the Stafford Hills App, only on the website. Once login credentials are created on the website, they may sign in on the app.



PART 2

1. Click the “MEMBER LOGIN” page on our website
2. Click “Already registered as a guest or forgot your username/password?” link
3. Enter email, press submit
4. Check your email inbox and junk folder for an automated email with username and temporary password.

